

HEAVY DUTY MULTIPOLE CONNECTORS



Crimp Contacts

10A Crimp Contact



10A Crimp Contact

Part #	Female Crimp Contacts	OEM Part #
S22	0.14 ÷ 0.37 mm ² , AWG 26 ÷ 22	CDFA 0.3
S20	0.5 mm ² , AWG 20	CDFA 0.5
S18A	0.75 mm ² , AWG 18	CDFA 0.7
S18B	1 mm ² , AWG 18	CDFA 1.0
S16	1.5 mm ² , AWG 16	CDFA 1.5
S14	2.5 mm ² , AWG 14	CDFA 2.5

Part #	Male Crimp Contacts	OEM Part #
P22	0.14 ÷ 0.37 mm ² , AWG 26 ÷ 22	CDMA 0.3
P20	0.5 mm ² , AWG 20	CDMA 0.5
P18A	0.75 mm ² , AWG 18	CDMA 0.7
P18B	1 mm ² , AWG 18	CDMA 1.0
P16	1.5 mm ² , AWG 16	CDMA 1.5
P14	2.5 mm ² , AWG 14	CDMA 2.5

Use Crimp Tool "CCPZ MIL"

16A Crimp Contact



16A Crimp Contact

Part #	Female Crimp Contacts	OEM Part #
ES22	0.14 ÷ 0.37 mm ² , AWG 26 ÷ 22	
ES20	0.5 mm ² , AWG 20	CCFA 0.5
ES18A	0.75 mm ² , AWG 18	CCFA 0.7
ES18B	1 mm ² , AWG 18	CCFA 1.0
ES16	1.5 mm ² , AWG 16	CCFA 1.5
ES14	2.5 mm ² , AWG 14	CCFA 2.5
ES12	4 mm ² , AWG 12	

Part #	Male Crimp Contacts	OEM Part #
EP22	0.14 ÷ 0.37 mm ² , AWG 26 ÷ 22	
EP20	0.5 mm ² , AWG 20	CCMA 0.5
EP18A	0.75 mm ² , AWG 18	CCMA 0.7
EP18B	1 mm ² , AWG 18	CCMA 1.0
EP16	1.5 mm ² , AWG 16	CCMA 1.5
EP14	2.5 mm ² , AWG 14	CCMA 2.5
EP12	4 mm ² , AWG 12	

Use Crimp Tool "CCPZ MIL"

40A Crimp Contact



40A Crimp Contact

Part #	Female Crimp Contacts	OEM Part #
SS16	1.5 mm ² , AWG 16	
SS14	2.5 mm ² , AWG 14	CDMA 2.5
SS12	4 mm ² , AWG 12	
SS10	6 mm ² , AWG 10	

Part #	Male Crimp Contacts	OEM Part #
SP16	1.5 mm ² , AWG 16	
SP14	2.5 mm ² , AWG 14	CDMA 2.5
SP12	4 mm ² , AWG 12	
SP10	6 mm ² , AWG 10	

Use Crimp Tool "CXPZ D"

HOW TO CONVERT HOODS & BASES FROM PG TO NPT

Change the last number in the part number as follows:

Thread size	Pg to NPT	Metric to NPT	Thread size
Pg 11 to 3/8" NPT	2 to 9	16 to 9	M16 – 3/8"
Pg 11 to 1/2" NPT	2 to 10	16 to 10	M16 – 1/2"
Pg 13.5 to 1/2" NPT	3 to 10	20 to 10	M20 – 1/2"
Pg 16 to 1/2" NPT	4 to 10	25 to 10	M25 – 1/2"
Pg 21 to 3/4" NPT	5 to 11	25 to 11	M25 – 3/4"
Pg 29 to 1" NPT	6 to 12	32 to 11	M32 – 3/4"
Pg 29 to 1-1/4" NPT	6 to 13	32 to 12	M32 – 1"
Pg 36 to 1-1/4" NPT	7 to 13	32 to 13	M32 – 1-1/4"
Pg 36 to 1-1/2" NPT	7 to 14	40 to 12	M40 – 1"
Pg 42 to 1-1/2" NPT	8 to 14	40 to 13	M40 – 1-1/4"
		50 to 14	M50 – 1-1/2"

Examples:

ES1L06S4 (Pg 16) → ES1L06S10 (1/2" NPT)

ETTP16D5 (Pg 21) → ETTP16D11 (3/4" NPT)

CQ 5 poles + ⊕ 16A - 230/400V



enclosures:

size "21.21"

inserts, crimp connections

16A crimp contacts
normal and for advanced opening
silver and gold plated

- characteristics according to EN 61984:

- 16A 230/400V 4kV 3**
- UL, CSA, CCC, GL certified
- coding pins CR Q12



description

part No.

part No.

part No.

without contacts (to be ordered separately)
female inserts for female contacts
male inserts for male contacts

CQF 05
CQM 05

16A female contacts

0.5 mm ²	AWG 20	with no grooves
0.75 mm ²	AWG 18	one groove (back side)
1 mm ²	AWG 18	one groove
1.5 mm ²	AWG 16	two grooves
2.5 mm ²	AWG 14	three grooves
3 mm ²	AWG 12	one wide groove
4 mm ²	AWG 12	with no grooves

16A male contacts

0.5 mm ²	AWG 20	with no grooves
0.75 mm ²	AWG 18	one groove (back side)
1 mm ²	AWG 18	one groove
1.5 mm ²	AWG 16	two grooves
2.5 mm ²	AWG 14	three grooves
3 mm ²	AWG 12	one wide groove
4 mm ²	AWG 12	with no grooves

16A male crimp contacts for advanced opening

0.5 mm ²	AWG 20	with no grooves
0.75 mm ²	AWG 18	one groove (back side)
1 mm ²	AWG 18	one groove
1.5 mm ²	AWG 16	two grooves
2.5 mm ²	AWG 14	three grooves

CCFA 0.5
CCFA 0.7
CCFA 1.0
CCFA 1.5
CCFA 2.5
CCFA 3.0
CCFA 4.0

silver plated

CCFD 0.5
CCFD 0.7
CCFD 1.0
CCFD 1.5
CCFD 2.5
CCFD 3.0
CCFD 4.0

gold plated

CCMA 0.5
CCMA 0.7
CCMA 1.0
CCMA 1.5
CCMA 2.5
CCMA 3.0
CCMA 4.0

CCMD 0.5
CCMD 0.7
CCMD 1.0
CCMD 1.5
CCMD 2.5
CCMD 3.0
CCMD 4.0

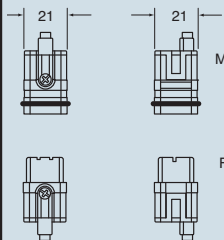
CC 0.5 AN
CC 0.7 AN
CC 1.0 AN
CC 1.5 AN
CC 2.5 AN

N.B.:

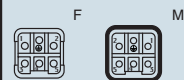
can also be used partially fitted with 4 mm² section contacts.

plug inserts with new, square shaped seal for IP44 and IP66/IP67 protection rating

dimensions in mm

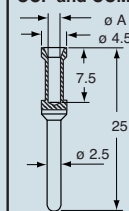


contacts side (front view)

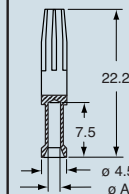
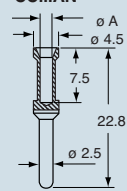


dimensions in mm

CCF and CCM



CC...AN



CCF, CCM and CC..AN contacts

conductor section mm ²	ø slot A (mm)
0.5	1.1
0.75	1.3
1.0	1.45
1.5	1.8
2.5	2.2
3	2.55
4	2.85

dimensions shown are not binding and may be changed without notice