

MULTIPOLE CONNECTORS COMPLETE KITS V-TYPE LOCKING ENCLOSURES



E series complete connectors



Complete Kits **16A max-600V (screw) V-type lever version**

Part #	Surface mount housings two levers, E series inserts, side entry hood	OEM Part #
E10SESM25D	10P S.E. Surface DBL M25 / M20	MNZ 10 PO
E16SESM32D	16P S.E. Surface DBL M32 / M25	MNZ 16 PO
E24SESM32D	24P S.E. Surface DBL M32 / M25	MNZ 24 PO


Part consisting of: surface mount base + female insert + male insert + hood



Complete Kits **16A max-600V (screw) V-type lever version**

Part #	Surface mount housings two levers, E series inserts, top entry hood	OEM Part #
E10TESM25D	10P T.E. Panel DBL M25 / M20	MNZ 10 PV
E16TESM32D	16P T.E. Panel DBL M32 / M25	MNZ 16 PV
E24TESM32D	24P T.E. Panel DBL M32 / M25	MNZ 24 PV

Part consisting of: surface mount base + female insert + male insert + hood



Complete Kits **16A max-600V (screw) V-type lever version**

Part #	Cable coupler single lever, E series inserts, top entry hood	OEM Part #
E06TECC25S	6P T.E. Cable Coupler SGL M25	MNLZ 06 VG

Part consisting of: cable coupler hoods + female insert + male insert + hood



Complete Kits **16A max-600V (screw) V-type lever version**

Part #	Cable coupler two lever, E series inserts, top entry hood	OEM Part #
E10TECC25D	10P T.E. Cable Coupler DBL M25	MNZ 10 VG
E16TECC32D	16P T.E. Cable Coupler DBL M32	MNZ 16 VG
E24TECC32D	24P T.E. Cable Coupler DBL M32	MNZ 24 VG

Part consisting of: cable coupler hoods + female insert + male insert + hood

• All entry ports are Metric thread

• See below for Metric/NPT adapters

“M” (ISO) METRIC THREADED ADAPTERS



Part Number	External Thread	Internal Thread
M16-38	M16 x 1.5	3/8 NPT
M16-50	M16 x 1.5	1/2 NPT
M20-50	M20 x 1.5	1/2 NPT
M25-50	M25 x 1.5	1/2 NPT
M25-75	M25 x 1.5	3/4 NPT
M32-75	M32 x 1.5	3/4 NPT
M32-100	M32 x 1.5	1 NPT
M32-125	M32 x 1.5	1-1/4 NPT
M40-100	M40 x 1.5	1 NPT
M40-125	M40 x 1.5	1-1/4 NPT
M50-150	M50 x 1.5	1-1/2 NPT

Threaded Adapters easily convert – or mate – one thread style with another. These adapters are offered with both internal and external threads that mate NPT with Metric (or ISO) style fittings. They are constructed of machined aluminum with electroless-nickel plating for enhanced protection against corrosion, friction and contamination. The threaded adapters also incorporate a Viton™ O-Ring to provide a liquid-tight seal. This product family is UL Recognized and meets ASTM, MIL and AMS specifications.

CNZ complete connectors 16A max - 500V/6kV/3 (screw) V-type lever version



part consisting of*:

- CNLZ VG**
- CVV LG + CNEF T + CNEM T + CHV L
- MNLZ VG**
- MVV LG + CNEF T + CNEM T + MHV L
- CNZ VG**
- CVV G + CNEF T + CNEM T + CHV
- MNZ VG**
- MVV G + CNEF T + CNEM T + MHV

*(hood with lever(s) + female insert + male insert + hood)

hoods with single lever,
CNE series inserts, hoods
top entry



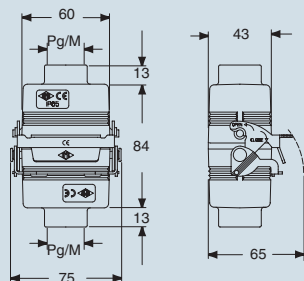
hoods with single lever,
CNE series inserts, hoods
top entry



description	part No.		part No.		part No.		part No.	
		entry Pg		entry M		entry Pg		entry M
with lever(s), 6 poles + ⊕, size "44.27"	CNLZ 06 VG	16	MNLZ 06 VG	25				
with lever(s), 10 poles + ⊕, size "57.27"					CNZ 10 VG	16	MNZ 10 VG	25
with lever(s), 16 poles + ⊕, size "77.27"					CNZ 16 VG	21	MNZ 16 VG	32
with lever(s), 24 poles + ⊕, size "104.27"					CNZ 24 VG	21	MNZ 24 VG	32

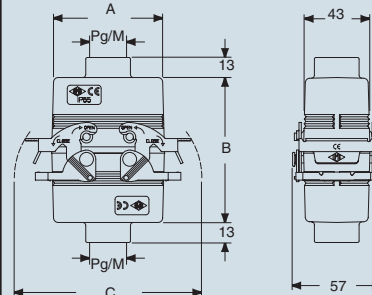
dimensions in mm

CNLZ/MNLZ VG



dimensions in mm

CNZ/MNZ VG



type	A	B	C
CNZ/MNZ 10 VG	73	94	122
CNZ/MNZ 16 VG	93.5	94	142.5
CNZ/MNZ 24 VG	120	114	169

the indicated measurements are only approximate and can be changed without prior notice