

**CCE 10 poles + ⊕ 16A - 500V**




enclosures:

size "57.27"

inserts, crimp connections

16A crimp contacts  
normal and for advanced opening  
silver and gold plated

- characteristics according to EN 61984:  
**16A 500V 6kV 3**
- UL, CSA, CCC, GL certified
- for maximum current load, see the insert load curve section on page 31
- for contact crimping instructions, please see the crimping tool section (16A contacts, CCF, CCM and CC...AN series) on pages 296, 300, 304, 306, 308



description

part No.

part No.

part No.

without contacts (to be ordered separately)  
female inserts for female contacts  
male inserts for male contacts

**CCEF 10**  
**CCEM 10**

16A female contacts

0.5 mm <sup>2</sup>	AWG 20	with no grooves
0.75 mm <sup>2</sup>	AWG 18	one groove (back side)
1 mm <sup>2</sup>	AWG 18	one groove
1.5 mm <sup>2</sup>	AWG 16	two grooves
2.5 mm <sup>2</sup>	AWG 14	three grooves
3 mm <sup>2</sup>	AWG 12	one wide groove
4 mm <sup>2</sup>	AWG 12	with no grooves

16A male contacts

0.5 mm <sup>2</sup>	AWG 20	with no grooves
0.75 mm <sup>2</sup>	AWG 18	one groove (back side)
1 mm <sup>2</sup>	AWG 18	one groove
1.5 mm <sup>2</sup>	AWG 16	two grooves
2.5 mm <sup>2</sup>	AWG 14	three grooves
3 mm <sup>2</sup>	AWG 12	one wide groove
4 mm <sup>2</sup>	AWG 12	with no grooves

16A male crimp contacts for advanced opening

0.5 mm <sup>2</sup>	AWG 20	with no grooves
0.75 mm <sup>2</sup>	AWG 18	one groove (back side)
1 mm <sup>2</sup>	AWG 18	one groove
1.5 mm <sup>2</sup>	AWG 16	two grooves
2.5 mm <sup>2</sup>	AWG 14	three grooves

CCFA 0.5  
CCFA 0.7  
CCFA 1.0  
CCFA 1.5  
CCFA 2.5  
CCFA 3.0  
CCFA 4.0

silver plated

CCFD 0.5  
CCFD 0.7  
CCFD 1.0  
CCFD 1.5  
CCFD 2.5  
CCFD 3.0  
CCFD 4.0

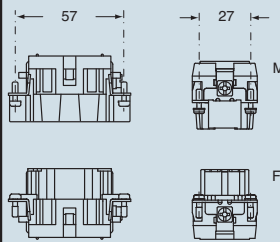
gold plated

CCMA 0.5  
CCMA 0.7  
CCMA 1.0  
CCMA 1.5  
CCMA 2.5  
CCMA 3.0  
CCMA 4.0

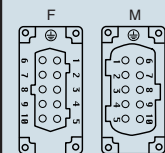
CCMD 0.5  
CCMD 0.7  
CCMD 1.0  
CCMD 1.5  
CCMD 2.5  
CCMD 3.0  
CCMD 4.0

CC 0.5 AN  
CC 0.7 AN  
CC 1.0 AN  
CC 1.5 AN  
CC 2.5 AN

dimensions in mm

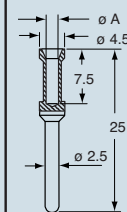


contacts side (front view)

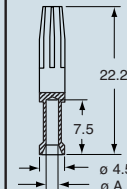
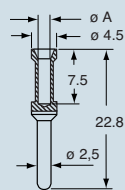


dimensions in mm

CCF and CCM



CC...AN



CCF, CCM and CC..AN contacts

conductor section mm <sup>2</sup>	ø slot A (mm)
0.5	1.1
0.75	1.3
1.0	1.45
1.5	1.8
2.5	2.2
3	2.55
4	2.85

- stripping length see section feature of inserts on page 13

dimensions shown are not binding  
and may be changed without notice

CCE