

# MULTIPOLE CONNECTORS COMPLETE KITS V-TYPE LOCKING ENCLOSURES



## E series complete connectors



### Complete Kits **16A max-600V (screw) V-type lever version**

Part #	Surface mount housings two levers, E series inserts, side entry hood	OEM Part #
<b>E10SESM25D</b>	10P S.E. Surface DBL M25 / M20	<b>MNZ 10 PO</b>
<b>E16SESM32D</b>	16P S.E. Surface DBL M32 / M25	<b>MNZ 16 PO</b>
<b>E24SESM32D</b>	24P S.E. Surface DBL M32 / M25	<b>MNZ 24 PO</b>


Part consisting of: surface mount base + female insert + male insert + hood



### Complete Kits **16A max-600V (screw) V-type lever version**

Part #	Surface mount housings two levers, E series inserts, top entry hood	OEM Part #
<b>E10TESM25D</b>	10P T.E. Panel DBL M25 / M20	<b>MNZ 10 PV</b>
<b>E16TESM32D</b>	16P T.E. Panel DBL M32 / M25	<b>MNZ 16 PV</b>
<b>E24TESM32D</b>	24P T.E. Panel DBL M32 / M25	<b>MNZ 24 PV</b>

Part consisting of: surface mount base + female insert + male insert + hood



### Complete Kits **16A max-600V (screw) V-type lever version**

Part #	Cable coupler single lever, E series inserts, top entry hood	OEM Part #
<b>E06TECC25S</b>	<b>6P T.E. Cable Coupler SGL M25</b>	<b>MNLZ 06 VG</b>

Part consisting of: cable coupler hoods + female insert + male insert + hood



### Complete Kits **16A max-600V (screw) V-type lever version**

Part #	Cable coupler two lever, E series inserts, top entry hood	OEM Part #
<b>E10TECC25D</b>	10P T.E. Cable Coupler DBL M25	<b>MNZ 10 VG</b>
<b>E16TECC32D</b>	16P T.E. Cable Coupler DBL M32	<b>MNZ 16 VG</b>
<b>E24TECC32D</b>	24P T.E. Cable Coupler DBL M32	<b>MNZ 24 VG</b>

Part consisting of: cable coupler hoods + female insert + male insert + hood

• All entry ports are Metric thread

• See below for Metric/NPT adapters

### “M” (ISO) METRIC THREADED ADAPTERS



Part Number	External Thread	Internal Thread
<b>M16-38</b>	M16 x 1.5	3/8 NPT
<b>M16-50</b>	M16 x 1.5	1/2 NPT
<b>M20-50</b>	M20 x 1.5	1/2 NPT
<b>M25-50</b>	M25 x 1.5	1/2 NPT
<b>M25-75</b>	M25 x 1.5	3/4 NPT
<b>M32-75</b>	M32 x 1.5	3/4 NPT
<b>M32-100</b>	M32 x 1.5	1 NPT
<b>M32-125</b>	M32 x 1.5	1-1/4 NPT
<b>M40-100</b>	M40 x 1.5	1 NPT
<b>M40-125</b>	M40 x 1.5	1-1/4 NPT
<b>M50-150</b>	M50 x 1.5	1-1/2 NPT

Threaded Adapters easily convert – or mate – one thread style with another. These adapters are offered with both internal and external threads that mate NPT with Metric (or ISO) style fittings. They are constructed of machined aluminum with electroless-nickel plating for enhanced protection against corrosion, friction and contamination. The threaded adapters also incorporate a Viton™ O-Ring to provide a liquid-tight seal. This product family is UL Recognized and meets ASTM, MIL and AMS specifications.

**CNZ complete connectors 16A max - 500V/6kV/3 (screw) V-type lever version**



part consisting of\*:

- CNLZ VG**
- CVV LG + CNEF T + CNEM T + CHV L
- MNLZ VG**
- MVV LG + CNEF T + CNEM T + MHV L
- CNZ VG**
- CVV G + CNEF T + CNEM T + CHV
- MNZ VG**
- MVV G + CNEF T + CNEM T + MHV

\*(hood with lever(s) + female insert + male insert + hood)

hoods with single lever,  
CNE series inserts, hoods  
top entry



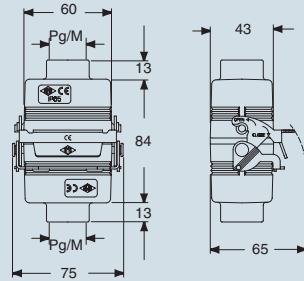
hoods with single lever,  
CNE series inserts, hoods  
top entry



description	part No. entry Pg		part No. entry M		part No. entry Pg		part No. entry M	
	with lever(s), 6 poles + ⊕, size "44.27"	<b>CNLZ 06 VG</b>	16	<b>MNLZ 06 VG</b>	25			
with lever(s), 10 poles + ⊕, size "57.27"					<b>CNZ 10 VG</b>	16	<b>MNZ 10 VG</b>	25
with lever(s), 16 poles + ⊕, size "77.27"					<b>CNZ 16 VG</b>	21	<b>MNZ 16 VG</b>	32
with lever(s), 24 poles + ⊕, size "104.27"					<b>CNZ 24 VG</b>	21	<b>MNZ 24 VG</b>	32

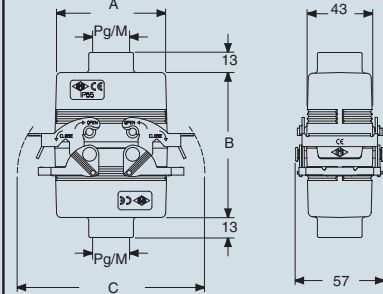
dimensions in mm

**CNLZ/MNLZ VG**



dimensions in mm

**CNZ/MNZ VG**



type	A	B	C
<b>CNZ/MNZ 10 VG</b>	73	94	122
<b>CNZ/MNZ 16 VG</b>	93.5	94	142.5
<b>CNZ/MNZ 24 VG</b>	120	114	169

the indicated measurements are only approximate and can be changed without prior notice