

HEAVY DUTY MULTIPOLE CONNECTORS



Inserts




Series A **3 or 4 poles + $\frac{1}{2}$ 10A max - 600V**

| Part # | Screw Terminal | OEM Part # |
|--------------|----------------------------------|---------------|
| A03RS | female inserts, white (or black) | CKF 03 |
| A03PS | male inserts, white (or black) | CKM 03 |
| A04RS | female inserts, white (or black) | CKF 04 |
| A04PS | male inserts, white (or black) | CKM 04 |

Wire conductor range: 18 ÷ 14 AWG

Note: black are non-stock items



Series D **7 poles + $\frac{1}{2}$ 10A max - 600V*** **8 poles 10A max - 50V**

| Part # | Crimp Terminal | OEM Part # |
|---------------|---------------------------------|---------------|
| D07RC* | female inserts, grey (or black) | CDF 07 |
| D07PC* | male inserts, grey (or black) | CDM 07 |
| D08RC | female inserts, white | CDF 08 |
| D08PC | male inserts, white | CDM 08 |

10A Crimp Contacts must be ordered separately

Note: black are non-stock items

* To be used with plastic hoods and bases only.

Wire conductor range: 22 ÷ 14 AWG



Series E **5 poles + $\frac{1}{2}$ 16A max - 600V** **(230V / 400V / 4kV / Pollution degree 3)**

| Part # | Crimp Terminal | OEM Part # |
|--------------|----------------|---------------|
| E05RC | female inserts | CQF 05 |
| E05PC | male inserts | CQM 05 |

16A Crimp Contacts must be ordered separately

Wire conductor range: 22 ÷ 12 AWG

USE RDC OR BRC CONNECTORS



CQ 5 poles + ⊕ 16A - 230/400V



enclosures:

size "21.21"

inserts, crimp connections

16A crimp contacts
normal and for advanced opening
silver and gold plated

- characteristics according to EN 61984:
- 16A 230/400V 4kV 3**
- UL, CSA, CCC, GL certified
- inserts and enclosures for applications with temperatures up to 180 °C
- coding pins CR Q12



description

part No.

part No.

part No.

without contacts (to be ordered separately)
female inserts for female contacts
male inserts for male contacts

CQF 05
CQM 05

16A female contacts

| | | |
|----------|--------|------------------------|
| 0.5 mm² | AWG 20 | with no grooves |
| 0.75 mm² | AWG 18 | one groove (back side) |
| 1 mm² | AWG 18 | one groove |
| 1.5 mm² | AWG 16 | two grooves |
| 2.5 mm² | AWG 14 | three grooves |
| 3 mm² | AWG 12 | one wide groove |
| 4 mm² | AWG 12 | with no grooves |

16A male contacts

| | | |
|----------|--------|------------------------|
| 0.5 mm² | AWG 20 | with no grooves |
| 0.75 mm² | AWG 18 | one groove (back side) |
| 1 mm² | AWG 18 | one groove |
| 1.5 mm² | AWG 16 | two grooves |
| 2.5 mm² | AWG 14 | three grooves |
| 3 mm² | AWG 12 | one wide groove |
| 4 mm² | AWG 12 | with no grooves |

16A male crimp contacts for advanced opening

| | | |
|----------|--------|------------------------|
| 0.5 mm² | AWG 20 | with no grooves |
| 0.75 mm² | AWG 18 | one groove (back side) |
| 1 mm² | AWG 18 | one groove |
| 1.5 mm² | AWG 16 | two grooves |
| 2.5 mm² | AWG 14 | three grooves |

CCFA 0.5
CCFA 0.7
CCFA 1.0
CCFA 1.5
CCFA 2.5
CCFA 3.0
CCFA 4.0

silver plated

CCFD 0.5
CCFD 0.7
CCFD 1.0
CCFD 1.5
CCFD 2.5
CCFD 3.0
CCFD 4.0

gold plated

CCMA 0.5
CCMA 0.7
CCMA 1.0
CCMA 1.5
CCMA 2.5
CCMA 3.0
CCMA 4.0

CCMD 0.5
CCMD 0.7
CCMD 1.0
CCMD 1.5
CCMD 2.5
CCMD 3.0
CCMD 4.0

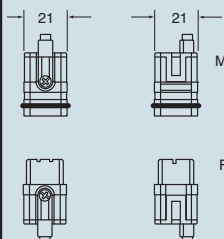
CC 0.5 AN
CC 0.7 AN
CC 1.0 AN
CC 1.5 AN
CC 2.5 AN

N.B.:

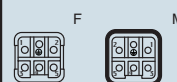
can also be used partially fitted with 4 mm² section contacts.

plug inserts with new, square shaped seal for IP44 and IP66/IP67 protection rating

dimensions in mm

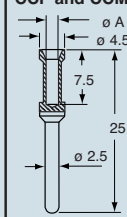


contacts side (front view)

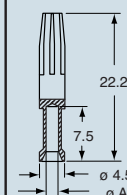
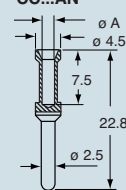


dimensions in mm

CCF and CCM



CC...AN



CCF, CCM and CC...AN contacts

| conductor section mm² | ø slot A (mm) |
|-----------------------|---------------|
| 0.5 | 1.1 |
| 0.75 | 1.3 |
| 1.0 | 1.45 |
| 1.5 | 1.8 |
| 2.5 | 2.2 |
| 3 | 2.55 |
| 4 | 2.85 |

- stripping length see section feature of inserts

dimensions shown are not binding
and may be changed without notice

HEAVY DUTY MULTIPOLE CONNECTORS



Bases



Series A **3 or 4 poles + $\frac{1}{2}$**

| Part # | Crimp Terminal | OEM Part # |
|----------|---------------------------------------|------------|
| APML03SP | single lever, insulating type (white) | CK 03 I |
| APML03S | single lever, metal type (grey) | CKAS 03 I |

| Pg Part # | Pg | NPT Part # | NPT | Angled Panel Mounting Bases | OEM Part # |
|------------|----|------------|------|--|------------|
| APML03SAP | | | | single lever, insulating type (white) | CK 03 IA |
| APML03SA | | | | single lever, metal type (grey) | CKAS 03 IA |
| AS1L03SA2P | 11 | AS1L03SA9P | 3/8" | single lever, single port, insulating type (white) | CK 03 IAP |
| AS1L03SA2 | 11 | AS1L03SA9 | 3/8" | single lever, single port, metal type (grey) | CKAS 03 IA |

Cable glands not included.

Hoods



Series A **3 or 4 poles + $\frac{1}{2}$**

| Pg Part # | Pg | NPT Part # | NPT | Hoods | OEM Part # |
|------------|----|------------|------|--|------------|
| ATEP03S2P | 11 | ATEP03S9P | 3/8" | two pegs, top entry, insulating type (white) | CK 03 V |
| ATEP03S2 | 11 | ATEP03S9 | 3/8" | two pegs, top entry, metal type (grey) | CKA 03 V |
| ATEP03SA2P | 11 | ATEP03SA9P | 3/8" | two pegs, top entry, angled, insulating type (white) | CK 03 VA |
| ATEP03SA2 | 11 | ATEP03SA9 | 3/8" | two pegs, top entry, angled, metal type (grey) | CKA 03 VA |
| ACC03S2P | 11 | ACC03S9P | 3/8" | single lever, cable coupler, insulating type (white) | CK 03 VG |
| ACC03S2 | 11 | ACC03S9 | 3/8" | single lever, cable coupler, metal type (grey) | CKAS 03 VG |

Cable glands not included.

Covers



Series A **3 or 4 poles + $\frac{1}{2}$**

| Part # | Covers | OEM Part # |
|----------|--|-------------|
| AP03SLP | two pegs, insulating type (white) (female inserts) | CK 03 C |
| AP03SLP1 | two pegs, insulating type (white) (male inserts) | |
| AP03SL | two pegs, metal type (grey) (female inserts) | CKA 03 C |
| AP03SL1 | two pegs, metal type (grey) (male inserts) | |
| AL03SLP | single lever, insulating type (white) (male inserts) | CK 03 CXA |
| AL03SLP1 | single lever, gasket, insulating type (white) (female inserts) | |
| AL03SL | single lever, metal type (grey) (male inserts) | CKAX 03 CXA |
| AL03SL1 | single lever, gasket, metal type (grey) (female inserts) | |

GENERAL FEATURES OF MULTIPOLE CONNECTORS FOR INDUSTRIAL PURPOSES

1 Threaded cable passage in various Pg diameters, metric diameters in accordance with EN 60423 and "NPT" diameters, for cable entry devices in accordance with EN 50262, may be located vertically, horizontally or frontally.

2 Heavy duty enclosures in die-cast aluminium alloy or self-extinguishing thermoplastic (A-03 series).

Wall mounting or bulkhead housings and hoods are available, with or without fixed covers or with mobile protection covers.

3 Metallic enclosures with a coated finish of epoxy-polyester with high resistance to mechanical stress and external agents. Enclosures used with temperatures of up to 180°C and in aggressive environments

are treated with special coatings. Where electromagnetic compatibility is necessary: EMC enclosures with high conductivity and high corrosion resistance surface treatment.

4 Inserts in self-extinguishing thermoplastic material reinforced with glass fibres, UL approved, with a limit working temperature from -40°C to +125°C.

For some series, inserts in PPS (polyphenylene sulphide) may be requested for special uses with temperatures of up to 180°C.

5 Polarized inserts with asymmetric guide rails for preventing incorrect coupling. The inserts have a mechanical duration equal to or over 500 coupling cycles.

6 Inserts manufactured in conformity with the DIN VDE 0627 standard and are certified and identified with the UL and CSA marks.

7 Special seal gaskets in vinyl nitrile elastomer or fluoro elastomer (on enclosures for use with maximum temperatures of 180°C and for aggressive environments), in antiaging, oil-resistant, fuel-resistant, together with the cable entry devices (not supplied) provide an IP66 degree of protection for coupled connectors.

Special conductive seals for EMC enclosures.

8 Stainless steel closure levers and springs guarantee a perfect closure and sealing.

9 Locking device available in two versions, simple (with one lever), or double (with two levers).

10 Various types of handles are available: in self-extinguishing, thermoplastic material reinforced with glass fibres; in die-cast aluminium (for special use with temperatures of up to 180°C); monoblock stainless steel handles (A-03 enclosures and for special uses with temperatures of up to 180°C).

11 Unlosable insert fastening screws, with antiloosening flexible washer.

12 Contacts position identified with numbers or codes on both sides of each insert and laser printed or moulded.

13 Contacts in silver or gold-plated brass (special order) with connections to the conductors made via unlosable unloosened screws, spring terminal, crimping or incorporated 45° terminal block connectors (with screw or spring terminal).

14 Earth terminal protection with wide contact surface.

15 Pegs and levers supplied with anti-friction rings that facilitate closure and limit wear and tear.

16 CE marking attesting conformity to the requirements of the Low Voltage directive 73/23/EEC and its modification 93/68/EEC.

