




HEAVY DUTY MULTIPOLE CONNECTORS

Inserts




Series E 32 poles + $\frac{1}{2}$ 16A max-600V

Part #	Screw Terminal with wire protection	OEM Part #
E16RS + E32RS	female inserts, No. (1 ÷ 16) and (17 ÷ 32)	CNEF 16 TN
E16PS + E32PS	male inserts, No. (1 ÷ 16) and (17 ÷ 32)	CNEM 16 TN

Part #	Cage Clamp	OEM Part #
E16RG + E32RG	female inserts, No. (1 ÷ 16) and (17 ÷ 32)	
E16PG + E32PG	male inserts, No. (1 ÷ 16) and (17 ÷ 32)	


+ Both part numbers **must** be ordered **Wire conductor range:** 20 ÷ 12 AWG



Series S 12 poles + $\frac{1}{2}$ 35A max-600V

Part #	Screw Terminal	OEM Part #
S06RS + S12RS	female inserts, No. (1 ÷ 6), white and black	CPF 06 N
S06PS + S12PS	male inserts, No. (1 ÷ 6), white and black	CPM 06 N


+ Both part numbers **must** be ordered **Wire conductor range:** 16 ÷ 10 AWG



Series D 80 poles + $\frac{1}{2}$ 10A max-600V

Part #	Crimp Terminal	OEM Part #
D40RC(x2)	female inserts, No. (1 ÷ 40)	CDF 40
D40PC(x2)	male inserts, No. (1 ÷ 40)	CDM 40


Wire conductor range: 22 ÷ 14 AWG
10A Crimp Contacts must be ordered separately



Series DD 144 poles + $\frac{1}{2}$ 10A max-600V

Part #	Crimp Terminal	OEM Part #
DD72RC DD144RC	female inserts, No. (1 ÷ 72) and (73 ÷ 144)	CDDF 72 N
DD72PC DD144PC	male inserts, No. (1 ÷ 72) and (73 ÷ 144)	CDDM 72 N

Wire conductor range: 22 ÷ 14 AWG
10A Crimp Contacts must be ordered separately




Series EQ 64 poles + $\frac{1}{2}$ 16A max-600V

Part #	Inserts, Crimp Connections	OEM Part #
EQ32RC + EQ64RC	female inserts, No. (1 ÷ 32) and (33 ÷ 64)	
EQ32PC + EQ64PC	male inserts, No. (1 ÷ 72) and (33 ÷ 64)	


Wire conductor range: 20 ÷ 12 AWG
16A Crimp Contacts must be ordered separately

Bases†



Series E 32 poles + $\frac{1}{2}$

Part #	Panel Mounting Housings	OEM Part #
EPML32D	double levers	CHI 32
EPMP32DC	four pegs with cover	CHI 32 CS
EPML32S	single lever	CHI 32 L
EPML32SC	single lever with cover	CHI 32 LS



Series E 32 poles + $\frac{1}{2}$

Pg Part #	Pg	NPT Part #	NPT	Surface Mounting Housings	OEM Part #
ES1L32D7	36	ES1L32D13	1-1/4"	double levers, single port	CHP 32
ES2L32D7	36 x 2	ES2L32D13	1-1/4" x 2	double levers, double port	CHP 32.2
ES1L32D6	29	ES1L32D12	1"	double levers, single port	CHP 32.29
ES2L32D6	29 x 2	ES2L32D12	1" x 2	double levers, double port	CHP 32.229
ES1L32D8*	42	ES1L32D14*	1-1/2"	double levers, single port	CHP 32.42
ES2L32D8*	42 x 2	ES2L32D14*	1-1/2" x 2	double levers, double port	CHP 32.242


* special order, consult factory for delivery
† compatible with "Harting" only

CDD 144 poles + ⊕ 10A - 250V



- characteristics according to EN 61984:
10A 250V 4kV 2
 - UL, CSA, CCC, GL certified

inserts, crimp connections

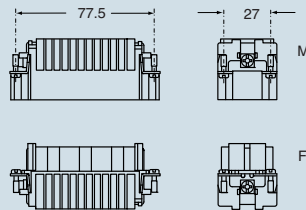


10A crimp contacts silver and gold plated

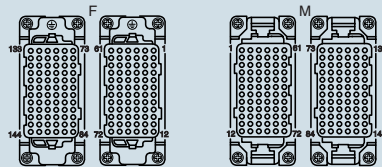


description	part No.	part No.	part No.	part No.
without contacts (to be ordered separately) female inserts, No. (1-72) and (73-144) male inserts, No. (1-72) and (73-144)	CDDF 72 CDDM 72	CDDF 72 N CDDM 72 N		
10A female contacts 0.14-0.37 mm ² AWG 26-22 identification No. 1 0.5 mm ² AWG 20 identification No. 2 0.75 mm ² AWG 18 identification No. ② 1 mm ² AWG 18 identification No. 3 1.5 mm ² AWG 16 identification No. 4 2.5 mm ² AWG 14 identification No. 5			CDFA 0.3 CDFA 0.5 CDFA 0.7 CDFA 1.0 CDFA 1.5 CDFA 2.5	CDFD 0.3 CDFD 0.5 CDFD 0.7 CDFD 1.0 CDFD 1.5 CDFD 2.5
10A male contacts 0.14-0.37 mm ² AWG 26-22 identification No. 1 0.5 mm ² AWG 20 identification No. 2 0.75 mm ² AWG 18 identification No. ② 1 mm ² AWG 18 identification No. 3 1.5 mm ² AWG 16 identification No. 4 2.5 mm ² AWG 14 identification No. 5			CDMA 0.3 CDMA 0.5 CDMA 0.7 CDMA 1.0 CDMA 1.5 CDMA 2.5	CDMD 0.3 CDMD 0.5 CDMD 0.7 CDMD 1.0 CDMD 1.5 CDMD 2.5

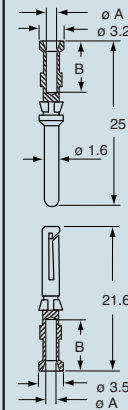
dimensions in mm



contacts side (front view)



dimensions in mm



CDF and CDM contacts

conductor section mm ²	conductor slot	
	ø A (mm)	B (mm)
0.14-0.37	0.9	8
0.5	1.1	8
0.75	1.3	8
1.0	1.45	8
1.5	1.8	8
2.5	2.2	6

dimensions shown are not binding and may be changed without notice

HEAVY DUTY MULTIPOLE CONNECTORS



Bases†




Series E 32 poles + $\frac{1}{2}$

Pg Part #	Pg	NPT Part #	NPT	Surface Mounting Housings	OEM Part #
ES1L32S7	36	ES1L32S7	1-1/4"	single lever, single port	CHP 32 L
ES2L32S7	36 x 2	ES2L32S7	1-1/4" x 2	single lever, double port	CHP 32 L2
ES1L32S6	29	ES1L32S12	1"	single lever, single port	CHP 32 L29
ES2L32S6	29 x 2	ES2L32S12	1" x 2	single lever, double port	CHP 32 L229
ES1L32S8*	42	ES1L32S8*	1-1/2"	single lever, single port	CHP 32 L42
ES2L32S8*	42 x 2	ES2L32S8*	1-1/2" x 2	single lever, double port	CHP 32 L242

ES1L32SC7	36	ES1L32SC7	1-1/4"	single lever and cover, single port	CHP 32 LS
ES2L32SC7	36 x 2	ES2L32SC7	1-1/4" x 2	single lever and cover, double port	CHP 32 LS2
ES1L32SC6	29	ES1L32SC12	1"	single lever and cover, single port	CHP 32 LS29
ES2L32SC6	29 x 2	ES2L32SC6	1" x 2	single lever and cover, double port	CHP 32 LS229
ES1L32SC8*	42	ES1L32SC8*	1-1/2"	single lever and cover, single port	CHP 32 LS42
ES2L32SC8*	42 x 2	ES2L32SC8*	1-1/2" x 2	single lever and cover, double port	CHP 32 LS242


Hoods†



Series E 32 poles + $\frac{1}{2}$

Pg Part #	Pg	NPT Part #	NPT	Hoods	OEM Part #
ESEP32D7	36	ESEP32D13	1-1/4"	four pegs, side entry	CHO 32
ESEP32D6	29	ESEP32D12	1"	four pegs, side entry	CHO 32.29
ESEP32D8*	42	ESEP32D14*	1-1/2"	four pegs, side entry	CHO 32.42
ETEP32D7	36	ETEP32D13	1-1/4"	four pegs, top entry	CHV 32
ETEP32D6	29	ETEP32D12	1"	four pegs, top entry	CHV 32.29
ETEP32D8*	42	ETEP32D14*	1-1/2"	four pegs, top entry	CHV 32.42
ECC32D7	36	ECC32D13	1-1/4"	double levers, top entry, cable coupler	CHV 32 G
ECC32D6	29	ECC32D13	1"	double levers, top entry, cable coupler	CHV 32 G29
ECC32D8*	42	ECC32D14*	1-1/2"	double levers, top entry, cable coupler	CHV 32 G42
ESEP32S7	36	ESEP32S13	1-1/4"	two pegs, side entry	CHO 32 L
ETEP32S7	36	ETEP32S13	1-1/4"	two pegs, top entry	CHV 32 L
ECC32S7	36	ECC32S13	1-1/4"	single lever, top entry, cable coupler	CHV 32 LG
ESEL32D7	36	ESEL32D13	1-1/4"	double levers, side entry	CHO 32 X
ETEL32D7	36	ETEL32D13	1-1/4"	double levers, top entry	CHV 32 X

Covers†



Series E 32 poles + $\frac{1}{2}$

Part #	Covers	OEM Part #
EP32DL	four pegs (for housings with double levers)	CHC 32
EP32SL	two pegs (for housings with single lever)	CHC 32 L
EL32DL	double levers (for hoods with four pegs)	CHC 32 G
EL32SL	single lever (for hoods with two pegs)	CHC 32 LG

* special order, consult factory for delivery

† compatible with "Harting" only

GENERAL FEATURES OF MULTIPOLE CONNECTORS FOR INDUSTRIAL PURPOSES

- 1 Threaded cable passage in various Pg diameters, metric diameters in accordance with EN 60423 and "NPT" diameters, for cable entry devices in accordance with EN 50262, may be located vertically, horizontally or frontally.
- 2 Heavy duty enclosures in die-cast aluminium alloy or self-extinguishing thermoplastic (A-03 series).
Wall mounting or bulkhead housings and hoods are available, with or without fixed covers or with mobile protection covers.
- 3 Metallic enclosures with a coated finish of epoxy-polyester with high resistance to mechanical stress and external agents. Enclosures used with temperatures of up to 180°C and in aggressive environments

are treated with special coatings. Where electromagnetic compatibility is necessary: EMC enclosures with high conductivity and high corrosion resistance surface treatment.

- 4 Inserts in self-extinguishing thermoplastic material reinforced with glass fibres, UL approved, with a limit working temperature from -40°C to +125°C. For some series, inserts in PPS (polyphenylene sulphide) may be requested for special uses with temperatures of up to 180°C.
- 5 Polarized inserts with asymmetric guide rails for preventing incorrect coupling. The inserts have a mechanical duration equal to or over 500 coupling cycles.

- 6 Inserts manufactured in conformity with the DIN VDE 0627 standard and are certified and identified with the UL and CSA marks.
- 7 Special seal gaskets in vinyl nitrile elastomer or fluoro elastomer (on enclosures for use with maximum temperatures of 180°C and for aggressive environments), in antiaging, oil-resistant, fuel-resistant, together with the cable entry devices (not supplied) provide an IP66 degree of protection for coupled connectors.
Special conductive seals for EMC enclosures.
- 8 Stainless steel closure levers and springs guarantee a perfect closure and sealing.
- 9 Locking device available in two versions, simple (with one lever), or double (with two levers).

- 10 Various types of handles are available: in self-extinguishing, thermoplastic material reinforced with glass fibres; in die-cast aluminium (for special use with temperatures of up to 180°C); monoblock stainless steel handles (A-03 enclosures and for special uses with temperatures of up to 180°C).
- 11 Unlosable insert fastening screws, with antiloosening flexible washer.
- 12 Contacts position identified with numbers or codes on both sides of each insert and laser printed or moulded.
- 13 Contacts in silver or gold-plated brass (special order) with connections to the conductors made via unlosable unloosened screws, spring terminal, crimping or incorporated 45° terminal block connectors (with screw or spring terminal).
- 14 Earth terminal protection with wide contact surface.
- 15 Pegs and levers supplied with anti-friction rings that facilitate closure and limit wear and tear.
- 16 CE marking attesting conformity to the requirements of the Low Voltage directive 73/23/EEC and its modification 93/68/EEC.

