




# HEAVY DUTY MULTIPOLE CONNECTORS

## Inserts




**Series E 32 poles +  $\frac{1}{2}$  16A max-600V**

Part #	Screw Terminal with wire protection	OEM Part #
<b>E16RS + E32RS</b>	female inserts, No. (1 ÷ 16) and (17 ÷ 32)	<b>CNEF 16 TN</b>
<b>E16PS + E32PS</b>	male inserts, No. (1 ÷ 16) and (17 ÷ 32)	<b>CNEM 16 TN</b>

Part #	Cage Clamp
<b>E16RG + E32RG</b>	female inserts, No. (1 ÷ 16) and (17 ÷ 32)
<b>E16PG + E32PG</b>	male inserts, No. (1 ÷ 16) and (17 ÷ 32)


+ Both part numbers **must** be ordered **Wire conductor range:** 20 ÷ 12 AWG



**Series S 12 poles +  $\frac{1}{2}$  35A max-600V**

Part #	Screw Terminal	OEM Part #
<b>S06RS + S12RS</b>	female inserts, No. (1 ÷ 6), white and black	<b>CPF 06 N</b>
<b>S06PS + S12PS</b>	male inserts, No. (1 ÷ 6), white and black	<b>CPM 06 N</b>


+ Both part numbers **must** be ordered **Wire conductor range:** 16 ÷ 10 AWG



**Series D 80 poles +  $\frac{1}{2}$  10A max-600V**

Part #	Crimp Terminal	OEM Part #
<b>D40RC(x2)</b>	female inserts, No. (1 ÷ 40)	<b>CDF 40</b>
<b>D40PC(x2)</b>	male inserts, No. (1 ÷ 40)	<b>CDM 40</b>


**Wire conductor range:** 22 ÷ 14 AWG  
10A Crimp Contacts must be ordered separately



**Series DD 144 poles +  $\frac{1}{2}$  10A max-600V**

Part #	Crimp Terminal	OEM Part #
<b>DD72RC DD144RC</b>	female inserts, No. (1 ÷ 72) and (73 ÷ 144)	<b>CDDF 72 N</b>
<b>DD72PC DD144PC</b>	male inserts, No. (1 ÷ 72) and (73 ÷ 144)	<b>CDDM 72 N</b>

**Wire conductor range:** 22 ÷ 14 AWG  
10A Crimp Contacts must be ordered separately




**Series EQ 64 poles +  $\frac{1}{2}$  16A max-600V**

Part #	Inserts, Crimp Connections
<b>EQ32RC + EQ64RC</b>	female inserts, No. (1 ÷ 32) and (33 ÷ 64)
<b>EQ32PC + EQ64PC</b>	male inserts, No. (1 ÷ 72) and (33 ÷ 64)


**Wire conductor range:** 20 ÷ 12 AWG  
16A Crimp Contacts must be ordered separately

## Bases†



**Series E 32 poles +  $\frac{1}{2}$**

Part #	Panel Mounting Housings	OEM Part #
<b>EPML32D</b>	double levers	<b>CHI 32</b>
<b>EPMP32DC</b>	four pegs with cover	<b>CHI 32 CS</b>
<b>EPML32S</b>	single lever	<b>CHI 32 L</b>
<b>EPML32SC</b>	single lever with cover	<b>CHI 32 LS</b>



**Series E 32 poles +  $\frac{1}{2}$**

Pg Part #	Pg	NPT Part #	NPT	Surface Mounting Housings	OEM Part #
<b>ES1L32D7</b>	36	<b>ES1L32D13</b>	1-1/4"	double levers, single port	<b>CHP 32</b>
<b>ES2L32D7</b>	36 x 2	<b>ES2L32D13</b>	1-1/4" x 2	double levers, double port	<b>CHP 32.2</b>
<b>ES1L32D6</b>	29	<b>ES1L32D12</b>	1"	double levers, single port	<b>CHP 32.29</b>
<b>ES2L32D6</b>	29 x 2	<b>ES2L32D12</b>	1" x 2	double levers, double port	<b>CHP 32.229</b>
<b>ES1L32D8*</b>	42	<b>ES1L32D14*</b>	1-1/2"	double levers, single port	<b>CHP 32.42</b>
<b>ES2L32D8*</b>	42 x 2	<b>ES2L32D14*</b>	1-1/2" x 2	double levers, double port	<b>CHP 32.242</b>


\* special order, consult factory for delivery  
† compatible with "Harting" only

**CDD 144 poles + ⊕ 10A - 250V**



- characteristics according to EN 61984:  
**10A 250V 4kV 2**  
 - UL, CSA, CCC, GL certified

**inserts, crimp connections**



**10A crimp contacts silver and gold plated**



description	part No.	part No.	part No.	part No.
-------------	----------	----------	----------	----------

without contacts (to be ordered separately)  
 female inserts, No. (1-72) and (73-144)  
 male inserts, No. (1-72) and (73-144)

**CDDF 72**  
**CDDM 72**

**CDDF 72 N**  
**CDDM 72 N**

**10A female contacts**

0.14-0.37 mm <sup>2</sup>	AWG 26-22	identification No. 1
0.5 mm <sup>2</sup>	AWG 20	identification No. 2
0.75 mm <sup>2</sup>	AWG 18	identification No. ②
1 mm <sup>2</sup>	AWG 18	identification No. 3
1.5 mm <sup>2</sup>	AWG 16	identification No. 4
2.5 mm <sup>2</sup>	AWG 14	identification No. 5

<b>CDFA 0.3</b>	<b>CDFD 0.3</b>
<b>CDFA 0.5</b>	<b>CDFD 0.5</b>
<b>CDFA 0.7</b>	<b>CDFD 0.7</b>
<b>CDFA 1.0</b>	<b>CDFD 1.0</b>
<b>CDFA 1.5</b>	<b>CDFD 1.5</b>
<b>CDFA 2.5</b>	<b>CDFD 2.5</b>

silver plated

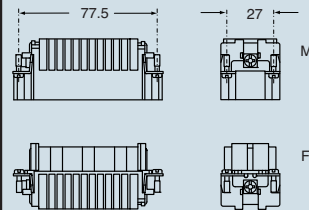
gold plated

**10A male contacts**

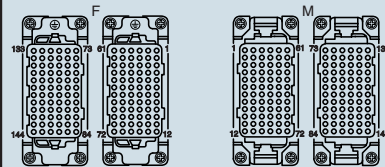
0.14-0.37 mm <sup>2</sup>	AWG 26-22	identification No. 1
0.5 mm <sup>2</sup>	AWG 20	identification No. 2
0.75 mm <sup>2</sup>	AWG 18	identification No. ②
1 mm <sup>2</sup>	AWG 18	identification No. 3
1.5 mm <sup>2</sup>	AWG 16	identification No. 4
2.5 mm <sup>2</sup>	AWG 14	identification No. 5

<b>CDMA 0.3</b>	<b>CDMD 0.3</b>
<b>CDMA 0.5</b>	<b>CDMD 0.5</b>
<b>CDMA 0.7</b>	<b>CDMD 0.7</b>
<b>CDMA 1.0</b>	<b>CDMD 1.0</b>
<b>CDMA 1.5</b>	<b>CDMD 1.5</b>
<b>CDMA 2.5</b>	<b>CDMD 2.5</b>

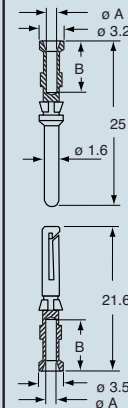
**dimensions in mm**



**contacts side (front view)**



**dimensions in mm**



**CDF and CDM contacts**

conductor section mm <sup>2</sup>	conductor slot ø A (mm)	B (mm)
0.14-0.37	0.9	8
0.5	1.1	8
0.75	1.3	8
1.0	1.45	8
1.5	1.8	8
2.5	2.2	6

dimensions shown are not binding and may be changed without notice

# HEAVY DUTY MULTIPOLE CONNECTORS



## Bases†




### Series E 32 poles + $\frac{1}{2}$

Pg Part #	Pg	NPT Part #	NPT	Surface Mounting Housings	OEM Part #
ES1L32S7	36	ES1L32S7	1-1/4"	single lever, single port	CHP 32 L
ES2L32S7	36 x 2	ES2L32S7	1-1/4" x 2	single lever, double port	CHP 32 L2
ES1L32S6	29	ES1L32S12	1"	single lever, single port	CHP 32 L29
ES2L32S6	29 x 2	ES2L32S12	1" x 2	single lever, double port	CHP 32 L229
ES1L32S8*	42	ES1L32S8*	1-1/2"	single lever, single port	CHP 32 L42
ES2L32S8*	42 x 2	ES2L32S8*	1-1/2" x 2	single lever, double port	CHP 32 L242

ES1L32SC7	36	ES1L32SC7	1-1/4"	single lever and cover, single port	CHP 32 LS
ES2L32SC7	36 x 2	ES2L32SC7	1-1/4" x 2	single lever and cover, double port	CHP 32 LS2
ES1L32SC6	29	ES1L32SC12	1"	single lever and cover, single port	CHP 32 LS29
ES2L32SC6	29 x 2	ES2L32SC6	1" x 2	single lever and cover, double port	CHP 32 LS229
ES1L32SC8*	42	ES1L32SC8*	1-1/2"	single lever and cover, single port	CHP 32 LS42
ES2L32SC8*	42 x 2	ES2L32SC8*	1-1/2" x 2	single lever and cover, double port	CHP 32 LS242


## Hoods†



### Series E 32 poles + $\frac{1}{2}$

Pg Part #	Pg	NPT Part #	NPT	Hoods	OEM Part #
ESEP32D7	36	ESEP32D13	1-1/4"	four pegs, side entry	CHO 32
ESEP32D6	29	ESEP32D12	1"	four pegs, side entry	CHO 32.29
ESEP32D8*	42	ESEP32D14*	1-1/2"	four pegs, side entry	CHO 32.42
ETEP32D7	36	ETEP32D13	1-1/4"	four pegs, top entry	CHV 32
ETEP32D6	29	ETEP32D12	1"	four pegs, top entry	CHV 32.29
ETEP32D8*	42	ETEP32D14*	1-1/2"	four pegs, top entry	CHV 32.42
ECC32D7	36	ECC32D13	1-1/4"	double levers, top entry, cable coupler	CHV 32 G
ECC32D6	29	ECC32D13	1"	double levers, top entry, cable coupler	CHV 32 G29
ECC32D8*	42	ECC32D14*	1-1/2"	double levers, top entry, cable coupler	CHV 32 G42
ESEP32S7	36	ESEP32S13	1-1/4"	two pegs, side entry	CHO 32 L
ETEP32S7	36	ETEP32S13	1-1/4"	two pegs, top entry	CHV 32 L
ECC32S7	36	ECC32S13	1-1/4"	single lever, top entry, cable coupler	CHV 32 LG
ESEL32D7	36	ESEL32D13	1-1/4"	double levers, side entry	CHO 32 X
ETEL32D7	36	ETEL32D13	1-1/4"	double levers, top entry	CHV 32 X

## Covers†



### Series E 32 poles + $\frac{1}{2}$

Part #	Covers	OEM Part #
EP32DL	four pegs (for housings with double levers)	CHC 32
EP32SL	two pegs (for housings with single lever)	CHC 32 L
EL32DL	double levers (for hoods with four pegs)	CHC 32 G
EL32SL	single lever (for hoods with two pegs)	CHC 32 LG

\* special order, consult factory for delivery

† compatible with "Harting" only

# GENERAL FEATURES OF MULTIPOLE CONNECTORS FOR INDUSTRIAL PURPOSES

- 1 Threaded cable passage in various Pg diameters, metric diameters in accordance with EN 60423 and "NPT" diameters, for cable entry devices in accordance with EN 50262, may be located vertically, horizontally or frontally.
- 2 Heavy duty enclosures in die-cast aluminium alloy or self-extinguishing thermoplastic (A-03 series).  
Wall mounting or bulkhead housings and hoods are available, with or without fixed covers or with mobile protection covers.
- 3 Metallic enclosures with a coated finish of epoxy-polyester with high resistance to mechanical stress and external agents. Enclosures used with temperatures of up to 180°C and in aggressive environments

are treated with special coatings. Where electromagnetic compatibility is necessary: EMC enclosures with high conductivity and high corrosion resistance surface treatment.

- 4 Inserts in self-extinguishing thermoplastic material reinforced with glass fibres, UL approved, with a limit working temperature from -40°C to +125°C. For some series, inserts in PPS (polyphenylene sulphide) may be requested for special uses with temperatures of up to 180°C.
- 5 Polarized inserts with asymmetric guide rails for preventing incorrect coupling. The inserts have a mechanical duration equal to or over 500 coupling cycles.

- 6 Inserts manufactured in conformity with the DIN VDE 0627 standard and are certified and identified with the UL and CSA marks.
- 7 Special seal gaskets in vinyl nitrile elastomer or fluoro elastomer (on enclosures for use with maximum temperatures of 180°C and for aggressive environments), in antiaging, oil-resistant, fuel-resistant, together with the cable entry devices (not supplied) provide an IP66 degree of protection for coupled connectors.  
Special conductive seals for EMC enclosures.
- 8 Stainless steel closure levers and springs guarantee a perfect closure and sealing.
- 9 Locking device available in two versions, simple (with one lever), or double (with two levers).

- 10 Various types of handles are available: in self-extinguishing, thermoplastic material reinforced with glass fibres; in die-cast aluminium (for special use with temperatures of up to 180°C); monoblock stainless steel handles (A-03 enclosures and for special uses with temperatures of up to 180°C).
- 11 Unlosable insert fastening screws, with antiloosening flexible washer.
- 12 Contacts position identified with numbers or codes on both sides of each insert and laser printed or moulded.
- 13 Contacts in silver or gold-plated brass (special order) with connections to the conductors made via unlosable unloosened screws, spring terminal, crimping or incorporated 45° terminal block connectors (with screw or spring terminal).
- 14 Earth terminal protection with wide contact surface.
- 15 Pegs and levers supplied with anti-friction rings that facilitate closure and limit wear and tear.
- 16 CE marking attesting conformity to the requirements of the Low Voltage directive 73/23/EEC and its modification 93/68/EEC.

