

HEAVY DUTY MULTIPOLE CONNECTORS



Inserts




Series A **3 or 4 poles + $\frac{1}{2}$ 10A max - 600V**

Part #	Screw Terminal	OEM Part #
A03RS	female inserts, white (or black)	CKF 03
A03PS	male inserts, white (or black)	CKM 03
A04RS	female inserts, white (or black)	CKF 04
A04PS	male inserts, white (or black)	CKM 04

Wire conductor range: 18 ÷ 14 AWG

Note: black are non-stock items



Series D **7 poles + $\frac{1}{2}$ 10A max - 600V***
8 poles 10A max - 50V

Part #	Crimp Terminal	OEM Part #
D07RC*	female inserts, grey (or black)	CDF 07
D07PC*	male inserts, grey (or black)	CDM 07
D08RC	female inserts, white	CDF 08
D08PC	male inserts, white	CDM 08

10A Crimp Contacts must be ordered separately

Note: black are non-stock items

* To be used with plastic hoods and bases only.

Wire conductor range: 22 ÷ 14 AWG



Series E **5 poles + $\frac{1}{2}$ 16A max - 600V**
(230V / 400V / 4kV / Pollution degree 3)

Part #	Crimp Terminal	OEM Part #
E05RC	female inserts	CQF 05
E05PC	male inserts	CQM 05

16A Crimp Contacts must be ordered separately

Wire conductor range: 22 ÷ 12 AWG

USE RDC OR BRC CONNECTORS




CD 7 poles + ⊕ 10A - 250V



enclosures

size "21.21"

inserts, crimp connections



10A crimp contacts silver and gold plated



- characteristics according to EN 61984: **10A 250V 4kV 3**
- UL, CSA, CCC, GL certified
- for maximum current load, see the insert load curve section on page 29
- for applications requiring higher voltages, please see the special voltage application section on page 38
- for contact crimping instructions, please see the crimping tool section (10A contacts, CDF and CDM series) on pages 296, 300, 304, 306, 308
- coding pin with loss of a contact CR CP

description

part No.

part No.

part No.

part No.

without contacts (to be ordered separately)
female inserts for female contacts, grey and black¹⁾
male inserts for male contacts, grey and black

grey
CDF 07
CDM 07

black
CDF 07 N
CDM 07 N

10A female contacts		
0.14-0.37 mm ²	AWG 26-22	identification No. 1
0.5 mm ²	AWG 20	identification No. 2
0.75 mm ²	AWG 18	identification No. ②
1 mm ²	AWG 18	identification No. 3
1.5 mm ²	AWG 16	identification No. 4
2.5 mm ²	AWG 14	identification No. 5

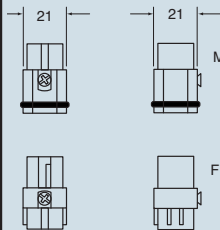
10A male contacts		
0.14-0.37 mm ²	AWG 26-22	identification No. 1
0.5 mm ²	AWG 20	identification No. 2
0.75 mm ²	AWG 18	identification No. ②
1 mm ²	AWG 18	identification No. 3
1.5 mm ²	AWG 16	identification No. 4
2.5 mm ²	AWG 14	identification No. 5

silver plated		gold plated	
CDFA 0.3		CDFD 0.3	
CDFA 0.5		CDFD 0.5	
CDFA 0.7		CDFD 0.7	
CDFA 1.0		CDFD 1.0	
CDFA 1.5		CDFD 1.5	
CDFA 2.5		CDFD 2.5	

silver plated		gold plated	
CDMA 0.3		CDMD 0.3	
CDMA 0.5		CDMD 0.5	
CDMA 0.7		CDMD 0.7	
CDMA 1.0		CDMD 1.0	
CDMA 1.5		CDMD 1.5	
CDMA 2.5		CDMD 2.5	

¹⁾ the female inserts can be mounted into the straight bulkhead housings CK I from the rear

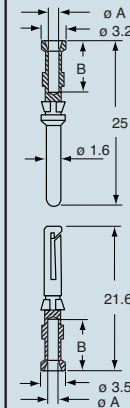
dimensions in mm



contacts side (front view)



dimensions in mm



CDF and CDM contacts

conductor section mm ²	conductor slot ø A (mm)	B (mm)
0.14-0.37	0.9	8
0.5	1.1	8
0.75	1.3	8
1.0	1.45	8
1.5	1.8	8
2.5	2.2	6

- stripping length see section feature of inserts on page 13

dimensions shown are not binding and may be changed without notice



HEAVY DUTY MULTIPOLE CONNECTORS

Bases




Series A **3 or 4 poles + $\frac{1}{2}$**

Part #	Crimp Terminal	OEM Part #
APML03SP	single lever, insulating type (white)	CK 03 I
APML03S	single lever, metal type (grey)	CKAS 03 I

Pg Part #	Pg	NPT Part #	NPT	Angled Panel Mounting Bases	OEM Part #
APML03SAP				single lever, insulating type (white)	CK 03 IA
APML03SA				single lever, metal type (grey)	CKAS 03 IA
AS1L03SA2P	11	AS1L03SA9P	3/8"	single lever, single port, insulating type (white)	CK 03 IAP
AS1L03SA2	11	AS1L03SA9	3/8"	single lever, single port, metal type (grey)	CKAS 03 IA

Cable glands not included.

Hoods



Series A **3 or 4 poles + $\frac{1}{2}$**

Pg Part #	Pg	NPT Part #	NPT	Hoods	OEM Part #
ATEP03S2P	11	ATEP03S9P	3/8"	two pegs, top entry, insulating type (white)	CK 03 V
ATEP03S2	11	ATEP03S9	3/8"	two pegs, top entry, metal type (grey)	CKA 03 V
ATEP03SA2P	11	ATEP03SA9P	3/8"	two pegs, top entry, angled, insulating type (white)	CK 03 VA
ATEP03SA2	11	ATEP03SA9	3/8"	two pegs, top entry, angled, metal type (grey)	CKA 03 VA
ACC03S2P	11	ACC03S9P	3/8"	single lever, cable coupler, insulating type (white)	CK 03 VG
ACC03S2	11	ACC03S9	3/8"	single lever, cable coupler, metal type (grey)	CKAS 03 VG

Cable glands not included.

Covers



Series A **3 or 4 poles + $\frac{1}{2}$**

Part #	Covers	OEM Part #
AP03SLP	two pegs, insulating type (white) (female inserts)	CK 03 C
AP03SLP1	two pegs, insulating type (white) (male inserts)	
AP03SL	two pegs, metal type (grey) (female inserts)	CKA 03 C
AP03SL1	two pegs, metal type (grey) (male inserts)	
AL03SLP	single lever, insulating type (white) (male inserts)	CK 03 CXA
AL03SLP1	single lever, gasket, insulating type (white) (female inserts)	
AL03SL	single lever, metal type (grey) (male inserts)	CKAX 03 CXA
AL03SL1	single lever, gasket, metal type (grey) (female inserts)	

GENERAL FEATURES OF MULTIPOLE CONNECTORS FOR INDUSTRIAL PURPOSES

- 1 Threaded cable passage in various Pg diameters, metric diameters in accordance with EN 60423 and "NPT" diameters, for cable entry devices in accordance with EN 50262, may be located vertically, horizontally or frontally.
- 2 Heavy duty enclosures in die-cast aluminium alloy or self-extinguishing thermoplastic (A-03 series).
Wall mounting or bulkhead housings and hoods are available, with or without fixed covers or with mobile protection covers.
- 3 Metallic enclosures with a coated finish of epoxy-polyester with high resistance to mechanical stress and external agents. Enclosures used with temperatures of up to 180°C and in aggressive environments

are treated with special coatings. Where electromagnetic compatibility is necessary: EMC enclosures with high conductivity and high corrosion resistance surface treatment.

- 4 Inserts in self-extinguishing thermoplastic material reinforced with glass fibres, UL approved, with a limit working temperature from -40°C to +125°C. For some series, inserts in PPS (polyphenylene sulphide) may be requested for special uses with temperatures of up to 180°C.
- 5 Polarized inserts with asymmetric guide rails for preventing incorrect coupling. The inserts have a mechanical duration equal to or over 500 coupling cycles.

- 6 Inserts manufactured in conformity with the DIN VDE 0627 standard and are certified and identified with the UL and CSA marks.
- 7 Special seal gaskets in vinyl nitrile elastomer or fluoro elastomer (on enclosures for use with maximum temperatures of 180°C and for aggressive environments), in antiaging, oil-resistant, fuel-resistant, together with the cable entry devices (not supplied) provide an IP66 degree of protection for coupled connectors.
Special conductive seals for EMC enclosures.
- 8 Stainless steel closure levers and springs guarantee a perfect closure and sealing.
- 9 Locking device available in two versions, simple (with one lever), or double (with two levers).

- 10 Various types of handles are available: in self-extinguishing, thermoplastic material reinforced with glass fibres; in die-cast aluminium (for special use with temperatures of up to 180°C); monoblock stainless steel handles (A-03 enclosures and for special uses with temperatures of up to 180°C).
- 11 Unlosable insert fastening screws, with antiloosening flexible washer.
- 12 Contacts position identified with numbers or codes on both sides of each insert and laser printed or moulded.
- 13 Contacts in silver or gold-plated brass (special order) with connections to the conductors made via unlosable unloosened screws, spring terminal, crimping or incorporated 45° terminal block connectors (with screw or spring terminal).
- 14 Earth terminal protection with wide contact surface.
- 15 Pegs and levers supplied with anti-friction rings that facilitate closure and limit wear and tear.
- 16 CE marking attesting conformity to the requirements of the Low Voltage directive 73/23/EEC and its modification 93/68/EEC.

