

SOLENOID SWITCHES

AUTOMOTIVE, TRUCK, FARM TRACTOR, INDUSTRIAL, CONSTRUCTION, OFF-THE-ROAD, RECREATIONAL VEHICLE APPLICATIONS

TYPICAL APPLICATIONS INCLUDE: SNOW PLOWS, TRUCK WINCH, LIFT TRUCKS, LOW VOLTAGE EQUIPMENT,

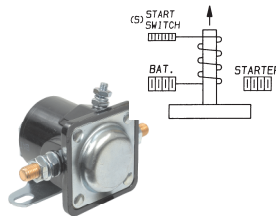
- 6-24 VDC Systems
- Plated Steel or Phenolic Housings
- Ignition & Ground Terminals, # 10-32 thread
- Contact Terminals 5/16"-24 Thread
- Bracket Mounting Holes; 5/16" x 19/32"
- 2 1/8" on Center

INTERMITTENT DUTY

(6-12VDC, 750Amps Make, 100 Amps Break)
"S.P.S.T." Normally Open Contacts - Off - On

52-304

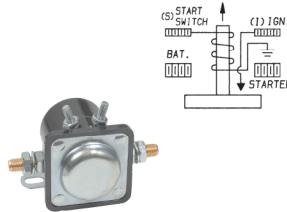
12-V Insulated Base, Flat Bracket, Extra Hardware Assembled - 85Amps. REPLACES: Any 12-V application internally connected; one end of operating coil to battery terminal; the other end to small terminal; also Ford 598-11450, Delco 1497, Prestolite 5-77 and 8-38.



52-304

52-305

UNIVERSAL - 12-V Applications - Grounded Base, Flat Bracket, Internally grounded to housing, other end connected to small terminal. REPLACES: B6A-11450A, FDR-11450A, 2701966.




52-305

CONTINUOUS DUTY

(6-24VDC, 85Amps Continuous, 150Amps In Rush) "S.P.S.T." Normally Open Contacts - Off - On).

52-307

12-V Continuous Duty Solenoid Insulated, with hardware. Flat Bracket. REPLACES: Delco 1114218, 223; Prestolite 15-132, 133, 236, 311, SAS-4201, 4202, 4213, 5203




52-307

52-312

Same as 52-307 except grounded with three terminals. Replaces Prestolite #'s 15-139, SAS 4208.

52-315 (Dust & Moisture Resistant)
Same as 52-307 except coated with protective grey plastic coating.



52-315

52-324 (24 VOLT) 24 Volt, continuous duty. 85 Amps, Insulated. Replaces Prestolite #'s 15-141, 196, 310 SAS-4401, 4408, 5401

DIMMER SWITCHES

2 POSITIONS - ON Low Beam) ON (High Beam) S.P.D.T.



52-250

UNIVERSAL - Mounts through floorboard. Three 1/4" - 20 tapped holes, 3/4" and 1-3/4" on center, With 3 Flat Screw Terminals and 4 Bullet Terminals supplied in separate hardware kit. 3 Screw Terminals. REPLACES: Delco Remy 3 - screw type terminals, Ford solder type terminals and Autolite 4 plug type terminals.



52-252

Floor Mounted Type. Mounting holes 1-5/8" on center, 7/32" diameter., 3 Special Terminals, REPLACES: Ford COTF-13A024A, COTZ-13A024A.



52-253

Special Floor Mounted Type. Mounting holes 1-6/8" on center, 9/32" diameter., 3 Special Terminals for Plug Connection. REPLACES: Delco-Remy 1997028, 1997031, 1997033, 1997036, 1997037, 3841892; GM 538446, 539288, 578005.