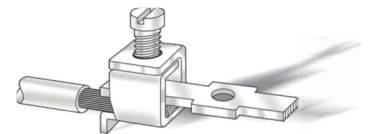
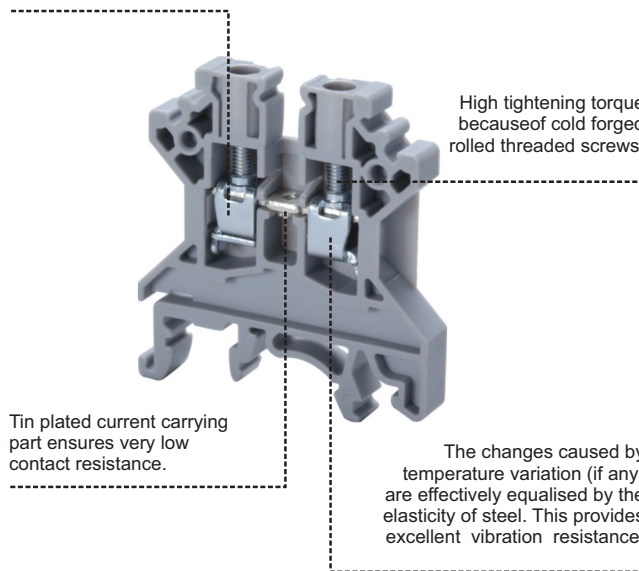


# POLYAMIDE SCREW CLAMP TERMINAL BLOCKS

ELECDIRECT.COM POLYAMIDE  
 SCREW CLAMP  
 TERMINAL BLOCKS



Can accommodate two conductors of the same size per clamping unit.



## The Connection:

elecDirect.com's Screw Clamp Terminal Blocks provide maximum wiring efficiency and reliability. These Terminal Blocks provide a vibration-proof connection and the clamps do not need to be re-tightened. All the parts in the Terminal Block are captive. They have high contact force and are absolutely gas tight, thus providing a reliable electrical and mechanical connection.

### PRODUCT RANGE OVERVIEW

	Rated Cross Section (mm <sup>2</sup> )									
Functionality	1.5	2.5	4	6	10	16	25	35	50	95
Feed Through Terminal Blocks										
2 wire Terminal Blocks		●	●	●	●	●	●	●	●	●
3 and 4 wire Terminal Blocks			●	●	●	●		●		
Ground (Earth) Terminal Blocks			●	●	●	●		●		
Clamps for Neutral Connection				●		●		●		
Double Level Terminal Blocks			●							
Triple Level Terminal Blocks		●								
Distribution Blocks			●	●	●	●	●	●		
Fuse Terminal Blocks			●	●						
Disconnect & Test Terminal Blocks	●		●	●						
Thermocouple Terminal Blocks		●								
Active Terminal Blocks			●							
Micro Terminal Blocks	●		●							
Panel Mount Terminal Blocks			●							
Spring Loaded Terminal Blocks			●	●	●					
High Voltage Terminal Blocks			●	●	●					
Tab Connection Terminal Block			●							


# SCREW CLAMP TERMINAL BLOCKS

## GROUND / EARTH TERMINAL BLOCKS

These blocks are used for terminating Grounding / Earthing wires. They are green-yellow colour coded as per industry standards.

CGT6N, CGT10N & CGT16N terminals can be mounted only on the DIN 35 & DIN 35-15 Rails. They have the same top profile as their respective feed through Terminal Blocks.

CGMT4 is suitable for DIN 15 micro rail & can be used in conjunction with CMT4 (Pg - 39)

The terminals marked with  can be used in potentially explosive atmosphere. For detailed information refer page E-44.

	CGT6N			CGT10U		
						
Terminal Block Pitch	8 mm			10 mm		
Height x Width	47 x 54.5 mm			50 x 45 mm		
Connection Possibility	Stranded Wire 1.5 to 6 sq.mm Solid Wire 1.5 to 10 sq.mm			1.5 to 10 sq.mm 1.5 to 16 sq.mm		
Stripping Length	12 mm			12 mm		
Insulation Material / Comparative Tracking Index	Polyamide 66 / I			Polyamide 66 / I		
Type of Connection				2 screw clamps and grounding through central screw		
Approvals	  			  		
Rated Connecting Capacity	22-8 AWG 1.5-6 sq.mm 22-8 AWG			22-6 AWG 1.5-10 sq.mm 16-8 AWG		
Current Rating (PCTB)	41 A			57 A		
Voltage Rating (with adjacent terminal)	800 V			800 V		
Rated Impulse Voltage/Pollution Degree	8 KV / 3			8 KV / 3		
Torque	14 lb-in 0.8 Nm 14 lb-in			14 lb-in 1.2 Nm 14 lb-in		
Other Approvals	 			   AEx ell Ex ell		
	Type Cat. No. Std. Packing in Pcs.			Type Cat. No. Std. Packing in Pcs.		
Terminal Block	CGT6N 50			CGT10U 50		
End Plate						
Marking Tags (K Type)	 MT8 100			MT10 100		

	CGT35U			CGMT4		
						
				For DIN 15 Rail only		
Terminal Block Pitch	16 mm			6 mm		
Height x Width	61.5 x 58 mm			28.5 x 27 mm		
Connection Possibility	Stranded Wire 10 to 35 sq.mm Solid Wire 10 to 50 sq.mm			0.5 to 4 sq.mm 0.5 to 6 sq.mm		
Stripping Length	18 mm			9 mm		
Insulation Material / Comparative Tracking Index	Polyamide 66 / I			Polyamide 66 / I		
Type of Connection				2 screw clamps and grounding through central screw		
Approvals	  			  		
Rated Connecting Capacity	8-2 AWG 10-35 sq.mm 8-2 AWG			22-10 AWG 0.5-4 sq.mm 22-10 AWG		
Current Rating (PCTB)	125 A			32 A		
Voltage Rating (with adjacent terminal)	800 V			400 V		
Rated Impulse Voltage/Pollution Degree	8 KV / 3			4 KV / 3		
Torque	25 lb-in 2.5 Nm 25 lb-in			7 lb-in 0.5 Nm 7 lb-in		
Other Approvals	   AEx ell Ex ell			  		
	Type Cat. No. Std. Packing in Pcs.			Type Cat. No. Std. Packing in Pcs.		
Terminal Block	CGT35U 20			CGMT4 100		
End Plate						
Marking Tags (K Type)	 MT15 100			MT2 100		

# TERMINAL BLOCK TECHNICAL INFORMATION

## ATEX APPROVED TERMINAL BLOCKS

The ATEX approved Terminal Blocks have been assured for compliance with :

- EN 50014
- EN 60079-7
- EN 50020
- EN 50281-1-1-1

Certification can be traced to Techspan Certificate Number TÜV 06 ATEX 2968U

### Technical Data:

Operating Temperature -40°C to +85°C

Maximum Voltage for intrinsically safe "i" circuits \* 60 V

Type No.	Rated Voltage			Rated Current	Wire Range
	for DIN 35 Rail	for DIN 32 Rail	for DIN 15 Rail		
CTS2.5UN	630 V	630 V		21 A	0.5-2.5 sq.mm
CTS4UN	630 V	630 V		28 A	0.5-4 sq.mm
CTS6U	630 V	630 V		36 A	1.5-6 sq.mm
CTS10U	630 V	630 V		50 A	1.5-10 sq.mm
CTS16U	630 V	500 V		66 A	2.5-16 sq.mm
CTS25U	630 V	630 V		88 A	6-25 sq.mm
CTS35U	630 V	630 V		109 A	10-35 sq.mm
CMC1-2	400 V	320 V		28 A	0.5-4 sq.mm
CMC2-2	500 V	500 V		28 A	0.5-4 sq.mm
CDL4U	320 V	320 V		28 A	0.5-4 sq.mm
ODL4U	630 V	500 V		28 A	0.5-4 sq.mm
CTL2.5U	320 V	320 V		21 A	0.5-2.5 sq.mm
CTL2.5UH	320 V	320 V		21 A	0.5-2.5 sq.mm
CMT4			320 V	28 A	0.5-4 sq.mm
CSC2.5T	500 V			21 A	0.5-2.5 sq.mm
CSC4T	500 V			28 A	0.5-4 sq.mm
CSC6T	500 V			36 A	0.5-6 sq.mm
CSC2.5T1-2	500 V			21 A	0.5-2.5 sq.mm
CSC2.5T2-2	500 V			21 A	0.5-2.5 sq.mm
CSC4T1-2	500 V			28 A	0.5-4 sq.mm
CSC4T2-2	500 V			28 A	0.5-4 sq.mm
CGT4U	PE	PE			0.5-4 sq.mm
CGT4N	PE				0.5-4 sq.mm
CGT10U	PE	PE			1.5-10 sq.mm
CGT35U	PE	PE			10-35 sq.mm
CGMT4			PE		0.5-4 sq.mm
CMB4		320 V (Panel Mount)		28 A	0.5-4 sq.mm
CSCP2.5T		500 V (Panel Mount)		21 A	0.5-2.5 sq.mm
CSCP2.5T2		500 V (Panel Mount)		21 A	0.5-2.5 sq.mm

\* CGT Series (Earthing) Terminal Blocks can not be used in "i" intrinsically safe circuit

#### Note:

For installation instructions refer to [www.elecDirect.com](http://www.elecDirect.com)

# TERMINAL BLOCK TECHNICAL INFORMATION

## WIRE TIGHTENING

The design of the elecDirect.com Screw Clamps / Cable Lug system ensures vibration proof positive connection wires at the recommended torque values. However, elecDirect.com Terminal Blocks can withstand torque levels in excess of the recommended torque values. The Terminal Block clamping parts when tightened within the torque range ensure optimum performance as given below:

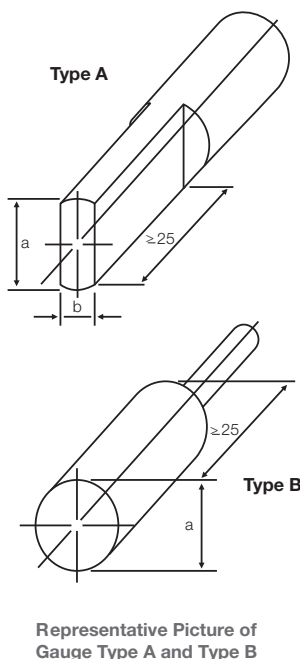
- ▣ The voltage drop (contact resistance) is well below the specified limits
- ▣ The wire gets clamped perfectly to form a gas tight connection
- ▣ The clamping yoke does not get damaged mechanically. The tightening torque according to IEC 60947-7-1 table 4, is the safe limit of the torque which guarantees the successful clamping of the connected wire.

elecDirect.com Terminal Blocks tightening torque data is given in the respective product pages.

All elecDirect.com Terminal Blocks are designed to function with rated wire sizes as per their respective AWG (American Wire Gauge) or Metric size/system. The Terminal Blocks are tested for Gauge Insertion as per VDE 0660.

### Tightening Torque for Screw Clamp Terminal Blocks

Terminal Blocks	Thread Size of Fastener	Recommended Torque Value
CTS2.5UN/CPT(M)/CPT5	M 2.5	0.4 Nm
CTS2.5(M)/CMST1/CMST2	M 2.6	0.4 Nm
CTS2.5/CMT4/CMB4/CDL4U/ODL4U/ CGT4U/CTS4UN/CTS4SC/CSTSB3/CSFL4U/ CSDL4U/CKT4U/CPT7.5/DDFL4U/ DDFL4U(E)/DLR/CMC1-2/CMC2-2	M 3	0.5 Nm
CTS6/CTS6SC/CTS6U/CSFL6U/CENC4	M 3.5	0.8 Nm
CTS10/10U/CTS16/16U/CSTSN4/B4/CDTTS/ CTS10SC/CGT10U/DDPT/CDTTU/CSTSN4U/STH4	M 4	1.2 Nm
CTS25U/CSTSB5/N5/N5(15)/RN5/N5U/CENC16	M 5	2.0 Nm
CTS35/CTS35U/CENC35/CGT35U/CSTSN6U	M 6.0	2.0 Nm
CTS35L/35LS/CSTSRN6/CSTSN6	M 6.0	2.8 Nm
CTS70L/70LS/CTS95L/95LS	M10.0	10.0 Nm



### Conductor cross-sections and Gauges

Conductor Cross-section							
Flexible (sq.mm)	Rigid (solid or stranded) (sq.mm)	Gauge Type A			Gauge Type B		Permissible deviation for a and b
		Marking	Diameter a (mm)	Width b (mm)	Marking	Diameter a (mm)	
1.5	1.5	A1	2.4	1.5	B1	1.9	0 / -0.05
2.5	2.5	A2	2.8	2.0	B2	2.4	0 / -0.05
2.5	4	A3	2.8	2.4	B3	2.7	0 / -0.05
4	6	A4	3.6	3.1	B4	3.5	0 / -0.06
6	10	A5	4.3	4.0	B5	4.4	0 / -0.06
10	16	A6	5.4	5.1	B6	5.3	0 / -0.06
16	25	A7	7.1	6.3	B7	6.9	0 / -0.07
25	35	A8	8.3	7.8	B8	8.2	0 / -0.07
35	50	A9	10.2	9.2	B9	10.0	0 / -0.07
50	70	A10	12.3	11.0	B10	12.0	0 / -0.08
70	95	A11	14.2	13.1	B11	14.0	0 / -0.08
95	120	A12	16.2	15.1	B12	16.0	0 / -0.08
120	150	A13	18.2	17.0	B13	18.0	0 / -0.08
150	185	A14	20.2	19.0	B14	20.0	0 / -0.08
185	240	A15	22.2	21.0	B15	22.0	0 / -0.09
240	300	A16	26.5	24.0	B16	26.0	0 / -0.09

# TERMINAL BLOCK TECHNICAL INFORMATION

## ELECTRICAL DATA

elecDirect.com Terminal Blocks are standard blocks for industries such as Switchgear, Distribution, Machine Tools Control, Instrumentation Installations, Material Handling Equipments, Process Plants On and Offshore Installations and Panel Board Construction.

### Rated Voltage

The voltage rating of the product is assigned in accordance with specifications related to Creepage & Clearance distance defined in respective **EN, VDE, UL** and **CSA** standards, for the environmental conditions and pollution degrees as given below.

### Degree of Pollution

#### Pollution degree 1

No pollution or only dry, non-conductive pollution occurs. The pollution has no influence.

#### Pollution degree 2

Only non-conductive pollution occurs except that occasionally a temporary conductivity caused by condensation is to be expected.

#### Pollution degree 3

Conductive pollution occurs or dry, non conductive pollution occurs which becomes conductive due to condensation is to be expected.

#### Pollution degree 4

The pollution generates persistent conductivity caused by conductive dust or by rain or snow.

### Rated Impulse Voltage

The rated impulse voltage of the product is the peak value of an impulse voltage with which the terminal block can be loaded and on which the creepage and clearances according to relevant standard are based.

### CTI - Comparative Tracking Index of Insulation material

The insulation material is divided into four groups according to their CTI (Comparative Tracking Index)

Insulation I	600 ≤ CTI
Insulation II	400 ≤ CTI < 600
Insulation III a	175 ≤ CTI < 400
Insulation III b	100 ≤ CTI < 175

The Comparative Tracking Index must be defined according to **DIN IEC 112/ VDE 0303 part 1** on specimens made specifically for this purpose with test solution A. The proof-tracking index (PTI) is also used to identify the tracking characteristics of materials. A material may be included in one of the four groups given above on the basis that its PTI, established by the method of IEC 112 using solution A, is equal to or greater than the lower value specified for the Insulation group.

### Current carrying capacity of terminal block (DIN EN 60947-7-1/VDE 0611part1: 2000-05)

The data given below is for unprepared conductor ends without ferrules. The rated current for Terminal Blocks with specific functions such as Fuse type, Relays, Terminal Blocks incorporating electronic components is to be specified by manufacturer.

Rated Cross Section (sq.mm)	0.2	0.5	0.75	1	1.5	2.5	4	6	10	16	25	35	50	70	95	120	150	185	240	300
Test current (A)	4	6	9	13.5	17.5	24	32	41	57	76	101	125	150	192	232	269	309	353	415	520

### Current Rating with two wire/conductors

The total current of the two wires / conductors should not exceed the continuous current rating of the Terminal Block. The continuous current rating is the maximum current the terminal block can conduct without a temperature rise of 45 K (as per EN standard) and 300C (as per UL / CSA standard).

### Note

For PE-Terminals only one conductor should be connected per clamping part, in accordance with installation requirement.

# TERMINAL BLOCK TECHNICAL INFORMATION

## TERMINAL BLOCK MATERIAL

### Polyamide 6.6

Engineering Thermoplastic Polyamide 6.6 has excellent electrical, mechanical and chemical characteristics, even at temperature as high as 105°C. This insulating material has high mechanical strength - it is unbreakable. Its resistance to tracking is similar to Melamine. The Polyamide 6.6 moulded housing absorbs humidity from its surroundings. However, it does not crystallise water in the plastic itself as is the case in thermosetting plastic. The H<sub>2</sub>O groups combine within the molecular structure.

Thus moulded plastic housing becomes fracture proof and unbreakable even in sub zero temperature conditions.

Polyamide 6.6 is difficult to ignite, self-extinguishing, burns only as long as there is a supporting flame and is rated V2 according to UL 94. It has excellent resistance to micro organisms, bacteria, enzymes and termites. Good ageing resistance and insensitivity to ultra violet light makes it suitable for tropical and open air applications. Polyamide 6.6 has excellent resistance to fuels, oils, fats and most common solvents like aliphatic and aromatic carbohydrates, ketons and alcohols.

### Typical properties of insulation material

Property	Unit	Thermoset High Grade Melamine	Engineering Thermoplastic Polyamide 6.6
Specific Gravity	-	1.5	1.2 - 1.15
Upper Temperature Limit	°C	130	105
Lower Temperature Limit	°C	- 55	- 50
Volume Resistivity	Ohm cm	10 <sup>11</sup>	10 <sup>12</sup>
Surface Resistivity	Ohm	10 <sup>10</sup>	10 <sup>10</sup>
Dielectric Strength	KV/cm	100	400
Trophical Resistance	-	Good	Good
Flammability	Grade	V0	V2 / V0 <sup>#</sup>
Flexibility	-	-	Excellent

# V0 available on request

### CE Marking

The CE marking is, in particular, an indication that the products comply with the essential requirements of applicable directives and that the products have been subject to a conformity assessment procedure provided for in the directives. CE marking ensures free trading within Europe. elecDirect.com terminal blocks are CE marked and the products comply to Low Voltage Directive, 73/23/EEC,

At elecDirect.com the Product Development cycle, production & assembly of components and supply are all controlled by an **ISO 9001:2000** Quality Management System.

**elecDirect.com Products not only fulfill Customers needs and requirements of standards and specifications but also surpass the same.**