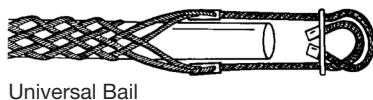
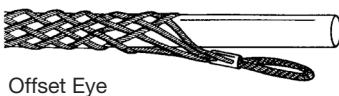
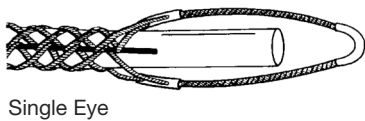
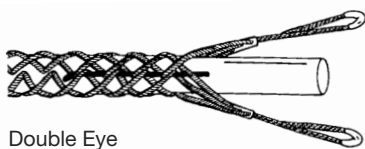


# STANDARD SUPPORT GRIPS



Rod Closing Support Grips are suitable for permanent installations. The rod may become bent from high loads but grips are often reusable, after the rod is straightened. Rod closing has the lowest gripping ability of split closure methods but is the fastest and easiest to install. Installation may be difficult at high angles of weave (maximum cable diameter within listed range). Rod does not touch the cable at any point, preventing cuts. Rod is provided.



Cable Range	Part #	Description	Approx.* Breaking Strength	Length Eye	Mesh
<b>Rod closing - Double Eye - Single Weave</b>					
.50-.62	2203-001	RR050-DE	530	4	10
.63-.74	2203-002	RR062-DE	790	4	10
.75-.99	2203-003	RR075-DE	1020	4	13
1.00-1.24	2203-004	RR100-DE	1610	5	14
1.25-1.49	2203-005	RR125-DE	1610	5	15
1.50-1.74	2203-006	RR150-DE	1610	5	17
1.75-1.99	2203-007	RR175-DE	2150	6	19
2.00-2.49	2203-008	RR200-DE	3260	6	21
2.50-2.99	2203-009	RR250-DE	3260	6	23
3.00-3.49	2203-010	RR300-DE	4900	8	25
3.50-3.99	2203-011	RR350-DE	4900	8	27

Cable Range	Part #	Description	Approx.* Breaking Strength	Length Eye	Mesh
<b>Rod closing - Single Eye - Single Weave</b>					
.50-.62	2203-013	RR050-SE	530	7	10
.63-.74	2203-014	RR062-SE	790	8	10
.75-.99	2203-015	RR075-SE	1020	8	13
1.00-1.24	2203-016	RR100-SE	1610	9	14
1.25-1.49	2203-017	RR125-SE	1610	10	15
1.50-1.74	2203-018	RR150-SE	1610	12	17
1.75-1.99	2203-019	RR175-SE	2150	14	19
2.00-2.49	2203-020	RR200-SE	3260	16	21
2.50-2.99	2203-021	RR250-SE	3260	18	23
3.00-3.49	2203-022	RR300-SE	4900	21	25
3.50-3.99	2203-023	RR350-SE	4900	24	27

Cable Range	Part #	Description	Approx.* Breaking Strength	Length Eye	Mesh
<b>Rod closing - Offset Eye - Single Weave</b>					
.50-.62	2203-025	RR050-OFS	500	4	10
.63-.74	2203-026	RR062-OFS	750	4	10
.75-.99	2203-027	RR075-OFS	950	4	13
1.00-1.24	2203-028	RR100-OFS	1500	5	14
1.25-1.49	2203-029	RR125-OFS	1500	5	15
1.50-1.74	2203-030	RR150-OFS	1500	5	17
1.75-1.99	2203-031	RR175-OFS	2000	6	19
2.00-2.49	2203-032	RR200-OFS	3100	6	21
2.50-2.99	2203-033	RR250-OFS	3100	6	23
3.00-3.49	2203-034	RR300-OFS	3800	9	25
3.50-3.99	2203-035	RR350-OFS	3800	9	27

Cable Range	Part #	Description	Approx.* Breaking Strength	Length Eye	Mesh
<b>Rod closing - Universal Bail - Single Weave</b>					
.50-.62	2203-037	RR050UB-18"	530	18	10
.63-.74	2203-038	RR062UB-18"	790	18	10
.75-.99	2203-039	RR075UB-18"	1020	18	13
1.00-1.24	2203-040	RR100UB-18"	1610	18	14
1.25-1.49	2203-041	RR125UB-18"	1610	18	15
1.50-1.74	2203-042	RR150UB-18"	1610	18	17
1.75-1.99	2203-043	RR175UB-18"	2150	18	19
2.00-2.49	2203-044	RR200UB-18"	3260	18	21
2.50-2.99	2203-045	RR250UB-18"	3260	18	23
3.00-3.49	2203-046	RR300UB-18"	4900	18	25
3.50-3.99	2203-047	RR350UB-18"	4900	18	27

All mesh is available as double weave or stainless steel. Consult factory for availability.