Toll Free 1-800-701-0975
Fax 1-800-892-6360

B

P.V.C. Plastic Insulated Sleeve

PVC (Butted Seam) terminals and splices feature a rigid Polyvinyl Chloride (PVC) insulation sleeve permanently attached to butted barrel (in #22-10) or (in #22-2). Attaches to wire with one quick crimp. Insulation sleeve prevents vibration damage by not allowing wire flex at point of crimp. Funnel wire entrance into electrical barrel eliminates wire strand "hang-up", increases crimping rates and wire termination reliability*. Operating Temperature Range: continuous duty from -67˚F to 221˚F (-55˚C to 105˚C).

* Step construction provides ideal locator for proper crimping.

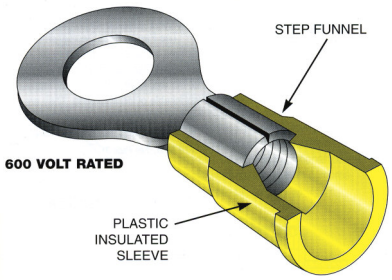

Copper Stranded Wire Only

4 WIRE RANGE

.075 Stock

Stud Size	Part Number
12-1/4	761041
1/4-5/16	761042
5/16-3/8	761043
7/16-1/2	761044



Terminals are NOT Actual Size

Terminals & Splices accept .515" Max. Wire Ins. Dia.

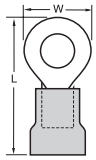

DIMENSIONAL CHART		
Part Number	W	L
761041	0.680"	1.840"
761042	0.680"	1.840"
761043	0.680"	1.840"
761044	0.680"	1.840"

Approved installation tool: 640013900
Economy installation tool: LUG-8-2-INS
See pages E-2 to E-5 for installation tools.

RoHS COMPLIANT

LISTED

B

CONVERSION TABLES



Wire gauge conversion to decimal equivalents

INCH FRAC.	INCH DEC.	MILLI-METERS	INCH FRAC.	INCH DEC.	MILLI-METERS
1/64	.0156	0,397	33/64	.5156	13,097
1/32	.0312	0,794	17/32	.5312	13,494
3/64	.0468	1,191	35/64	.5468	13,891
1/16	.0625	1,588	9/16	.5625	14,288
5/64	.0781	1,984	37/64	.5781	14,684
3/32	.0937	2,381	19/32	.5937	15,081
7/64	.1093	2,778	39/64	.6093	15,478
1/8	.1250	3,175	5/8	.6250	15,875
9/64	.1406	3,572	41/64	.6406	16,272
5/32	.1562	3,969	21/32	.6562	16,669
11/64	.1718	4,366	43/64	.6718	17,066
3/16	.1875	4,763	11/16	.6875	17,463
13/64	.2031	5,159	45/64	.7031	17,859
7/32	.2187	5,556	23/32	.7187	18,256
15/64	.2343	5,954	47/64	.7343	18,653
1/4	.2500	6,350	3/4	.7500	19,050
17/64	.2656	6,747	49/64	.7656	19,447
9/32	.2812	7,144	25/32	.7812	19,884
19/64	.2968	7,541	51/64	.7968	20,241
5/16	.3125	7,938	13/16	.8125	20,638
21/64	.3281	8,334	53/64	.8281	21,034
11/32	.3437	8,731	27/32	.8437	21,431
26/64	.3593	9,128	55/64	.8593	21,828
3/8	.3750	9,525	7/8	.8750	22,225
25/64	.3906	9,922	57/64	.8906	22,622
13/32	.4062	10,319	29/32	.9062	23,019
27/64	.4218	10,716	59/64	.9218	23,416
7/16	.4375	11,113	15/16	.9375	23,813
29/64	.4531	11,509	64/64	.9531	24,209
15/32	.4687	11,906	31/32	.9687	24,606
31/64	.4843	12,303	63/64	.9843	25,003
1/2	.5000	12,700	1	1.000	25,400

Move decimal point three places to the right to read mills.

AWG	DIAMETER INCHES	CMA	AWG	DIAMETER INCHES	CMA
4/0	.460	212,000	12	.081	6,530
3/0	.410	168,000	13	.072	5,180
2/0	.365	133,000	14	.064	4,110
1/0	.325	106,000	15	.057	3,260
1	.289	83,700	16	.051	2,580
2	.258	66,400	17	.045	2,050
3	.229	52,600	18	.040	1,620
4	.204	41,700	19	.036	1,290
5	.182	33,100	20	.032	1,020
6	.162	26,300	21	.0285	810
7	.144	20,800	22	.0253	642
8	.128	16,500	23	.0226	509
9	.114	13,100	24	.0201	404
10	.102	10,400	25	.0179	320

AWG	mm²	Standard wires mm²					
26-22	0,1-0,4	0,14	0,20	0,25	0,35		
22-16	0,25-1,6	0,25	0,35	0,50	0,75	1,0	1,5
16-14	1,0-2,6	1,0	1,5	2,5			
12-10	2,7-6,6	4,0	6,0				
8	6,6-10,5	10					
6	10,5-16,8	16					
4	16,8-26,6	2,5					
2	26,6-42,4	35					
1/0	42,4-60,5	50					
2/0	60,5-76,2	70					
3/0	76,2-96,3	95					
4/0	96,3-117,0	120					

Hole diameter #10 and 3/8" are available in metric ref.

#10 .190 .209 (5,31) M5

3/8" .375 .413 (10,5) M9-10

* All decimals plus or minus .003"
Fractions plus or minus .055".

Stud size with hole sizes.

STANDARD STUD SIZE	SCEW DIA. (")	ETC HOLE DIA. INCH/mm	DIN.
#0	.060	.094 (2,39)	M1,7-2,2
#1	.073		
#2	.086		
#3	.099	.120 (3,025)	M2,6
#4	.112		
#5	.125	.146 (3,71)	M3-3,5
#6	.138		
#8	.164	.173 (4,39)	M4
#10	.190	.198 (5,03)	
#12	.216	17/64 (6,75)	M6
#14	.242		
1/4"	.250		
5/16"	.312	21/64 (8,33)	M8
3/8"	.375	25/64 (9,92)	M9
7/16"	.437	29/64 (11,51)	M11
1/2"	.500	33/64 (13,10)	M12
5/8"	.625	21/32 (16,67)	M16
3/4"	.750	25/32 (19,84)	M18
7/8"	.875	29/32 (23,02)	M20
1"	1.000	1-1/32 (26,19)	M25